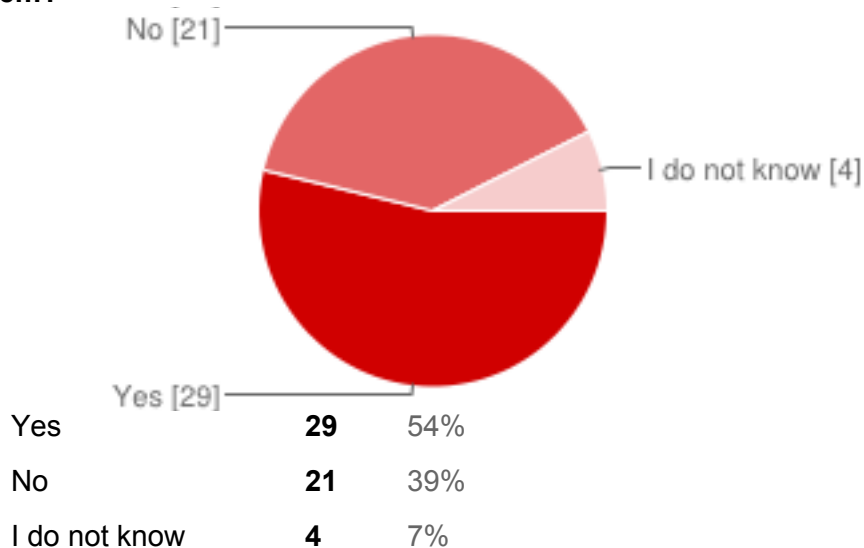


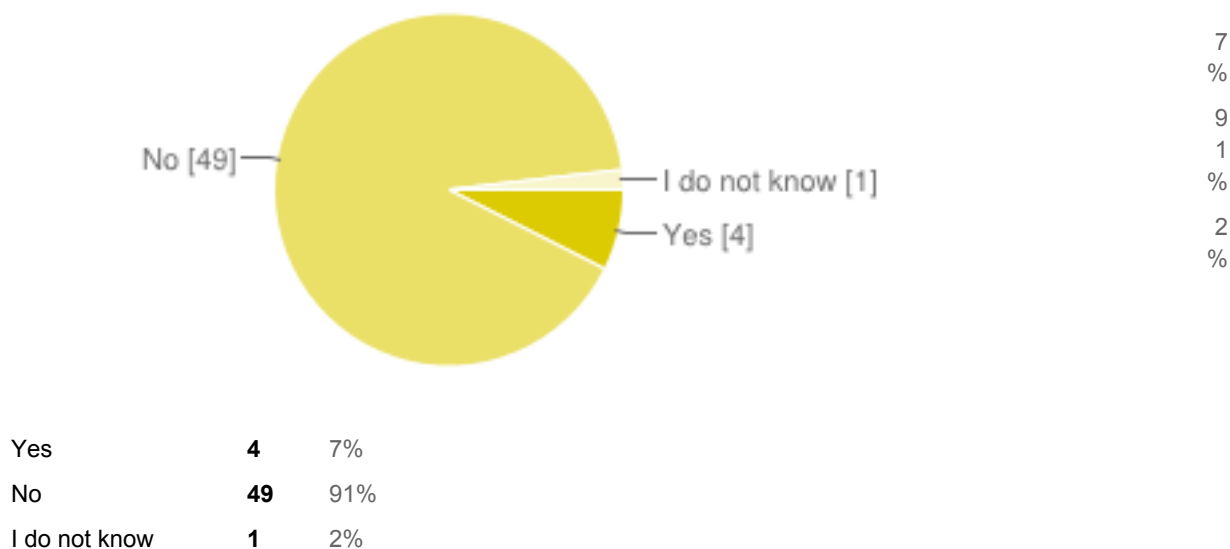
INDEX

Regarding minority status:

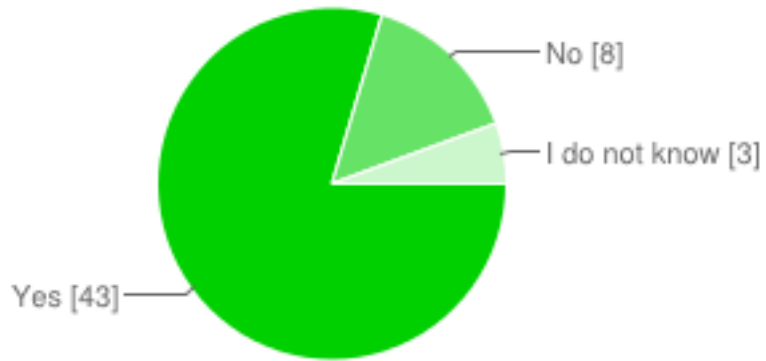
1. Do you think that minorities have to accept the values of the majority and adapt to them?



2. Do you agree that minorities shouldn't go to school because they have different work ethic?

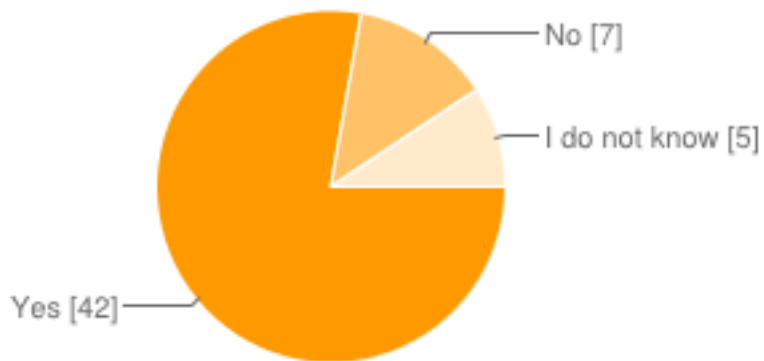


3. Do minority groups have equal access to education in Romania?



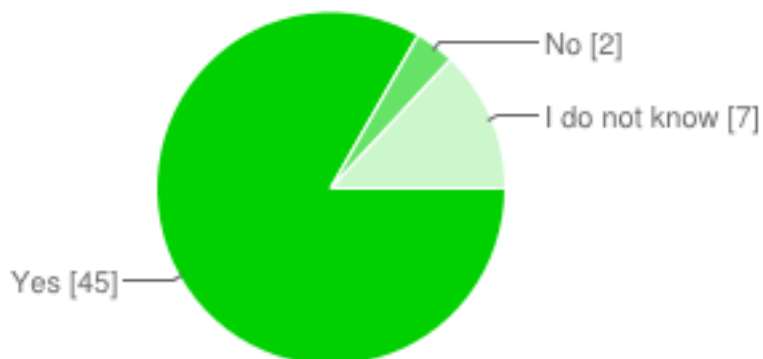
Yes	43	80%
No	8	15%
I do not know	3	6%

4. Is there discrimination against minority ethnic groups in your country?



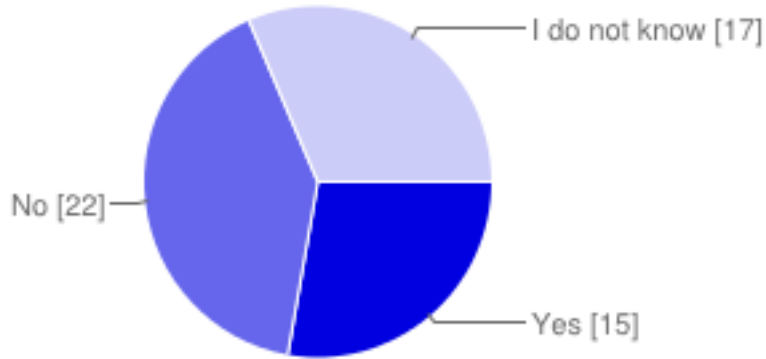
Yes	42	78%
No	7	13%
I do not know	5	9%

5. Is it important to involve minorities in cultural events?



Yes	45	83%
No	2	4%
I do not know	7	13%

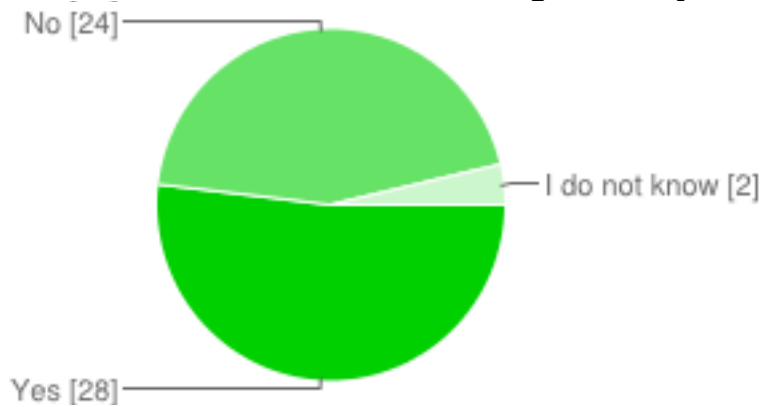
6. Is Turda doing enough to guarantee the integration of minority groups?



Yes	15	28%
No	22	41%
I do not know	17	31%

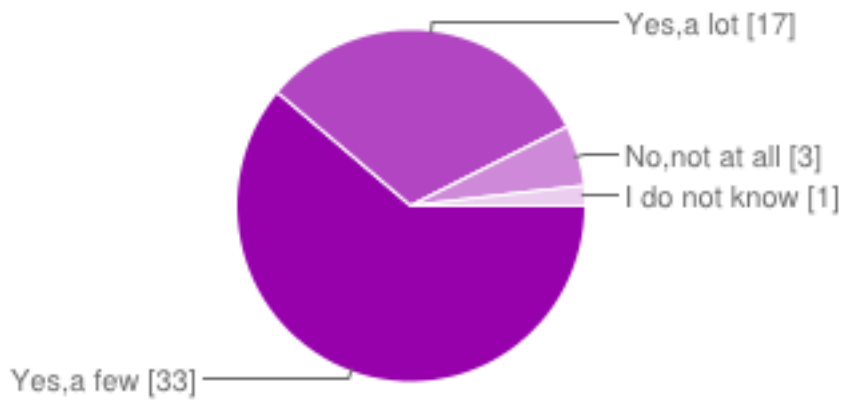
Relation of the students with the majority and minorities:

7. Have you ever been to a cultural event organized by other ethnic groups?



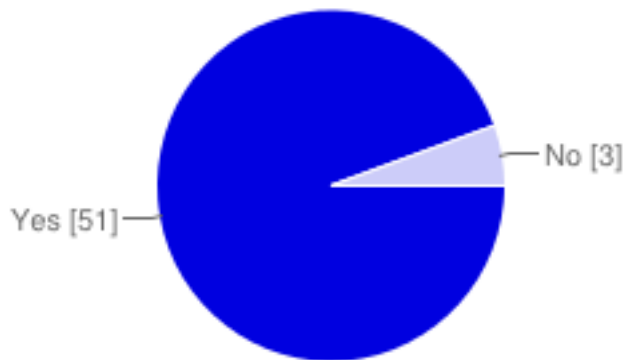
Yes	28	52%
No	24	44%
I do not know	2	4%

8. Have you got a friend who belongs to another ethnic group?



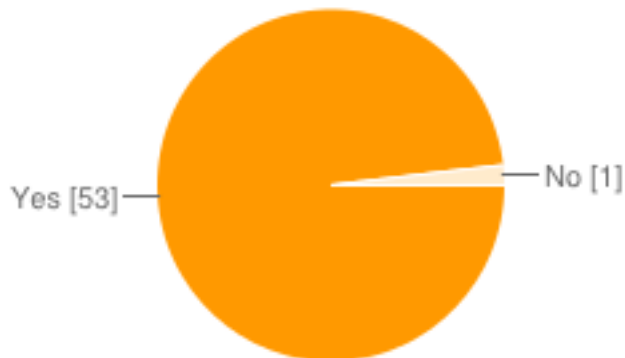
Yes, a few	33	61%
Yes, a lot	17	31%
No, not at all	3	6%
I do not know	1	2%

9. Do you have friends from the majority ethnic group (Romanian)?



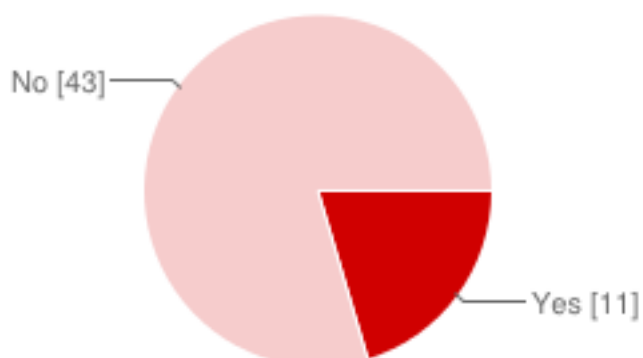
Yes	51	94%
No	3	6%

10. Do you have friends from your own ethnic group (Hungarian)?



Yes	53	98%
No	1	2%

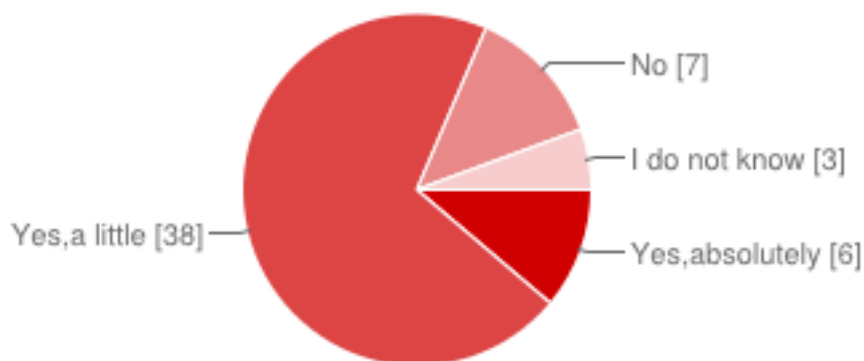
28. Do you have friends from other minority ethnic group (Romes)?



Yes	11	20%
No	43	80%

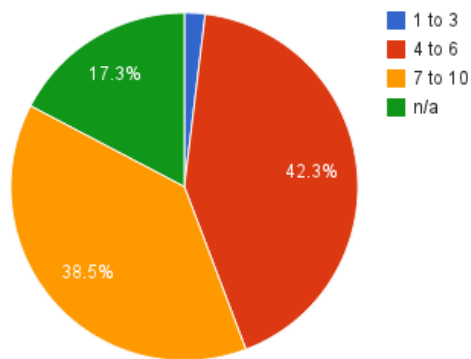
Regarding current cultural knowledge of students and their attitude towards culture:

11. Do you think students are interested in cultural issues?

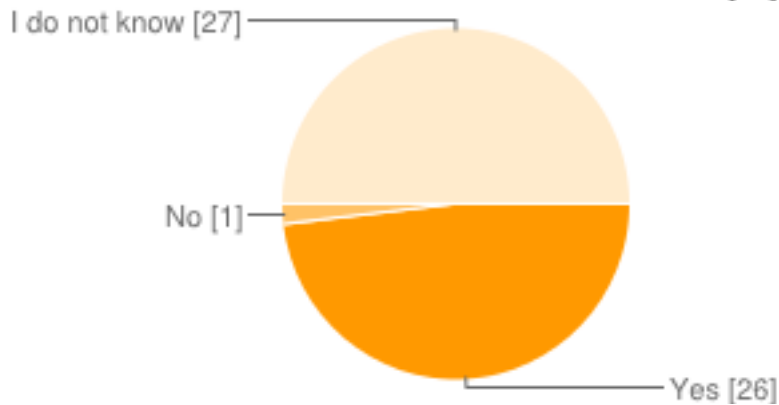


Yes, absolutely	6	11%
Yes, a little	38	70%
No	7	13%
I do not know	3	6%

12. How many religions are there in Turda?

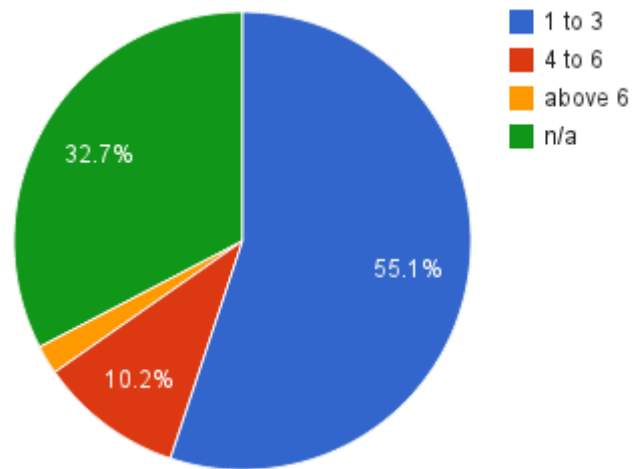


13. Are there any organizations in Turda that deal with the issues related to cultural minorities?

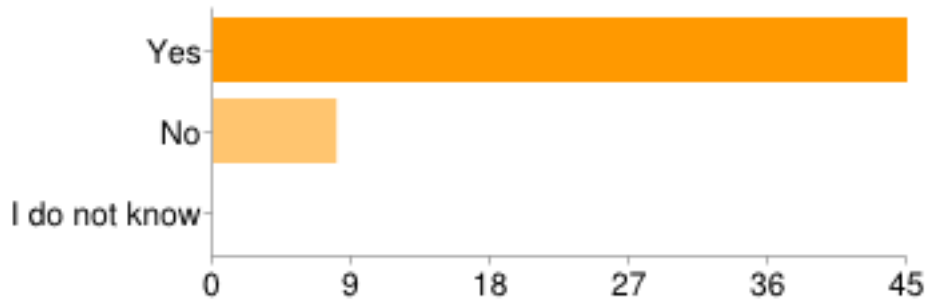


Yes	26	48%
No	1	2%
I do not know	27	50%

14. Can you name the statues and monuments in the centre of the town?

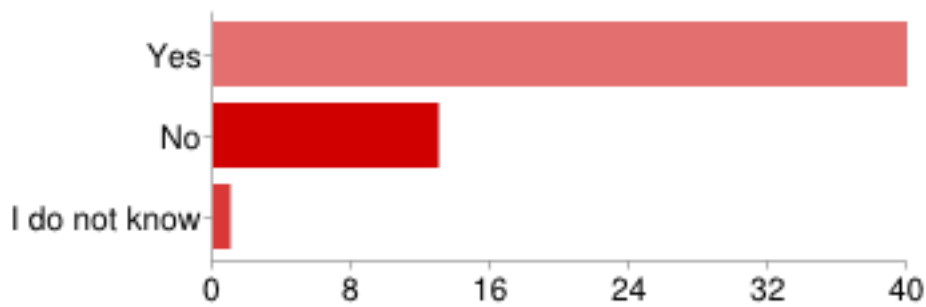


15. Have you ever been to the following buildings? - The Catholic Church



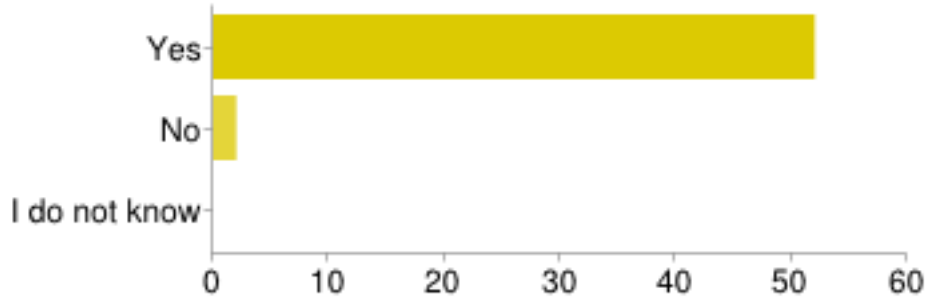
Yes	45	83%
No	8	15%
I do not know	0	0%

16. Have you ever been to the following buildings? - The History Museum



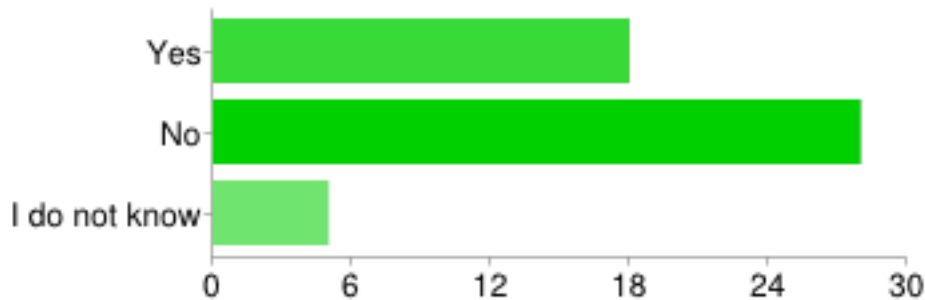
Yes	40	74%
No	13	24%
I do not know	1	2%

17. Have you ever been to the following buildings? - The Reformed Church



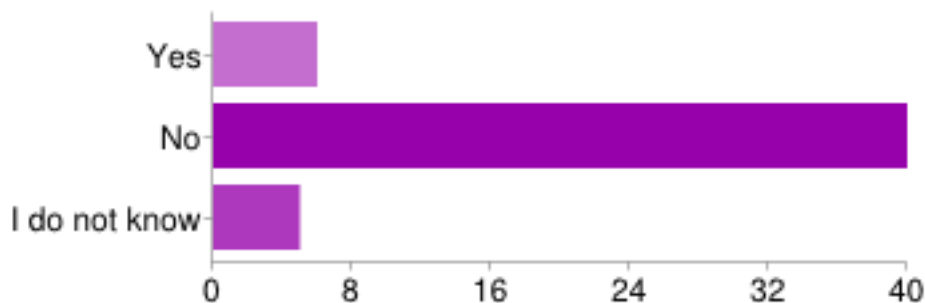
Yes	52	96%
No	2	4%
I do not know	0	0%

18. Have you ever been to the following buildings? - The house of Jósika



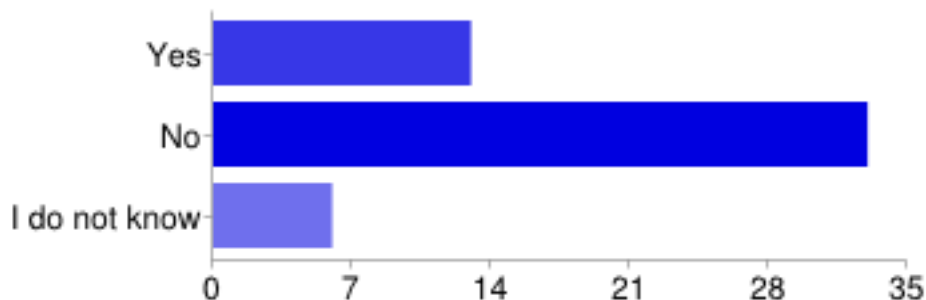
Yes	18	33%
No	28	52%
I do not know	5	9%

18. Have you ever been to the following buildings? - The Ethnographic Museum (Cluj-Napoca)



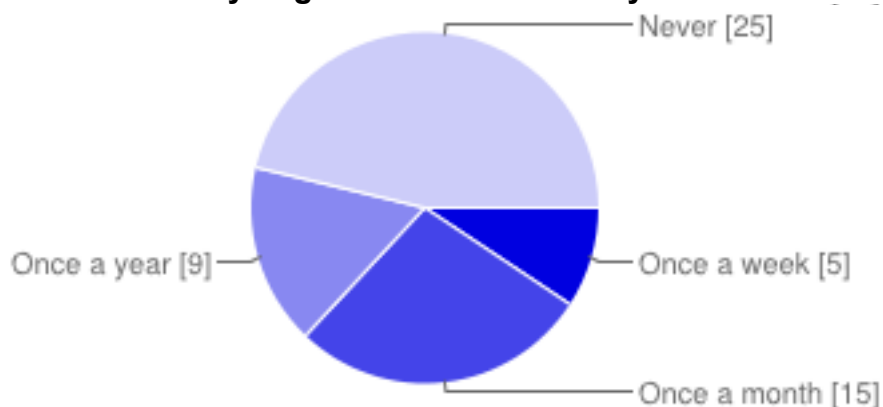
Yes	6	11%
No	40	74%
I do not know	5	9%

19. Have you ever been to the following buildings? - The Fine Arts Museum (Cluj-Napoca)



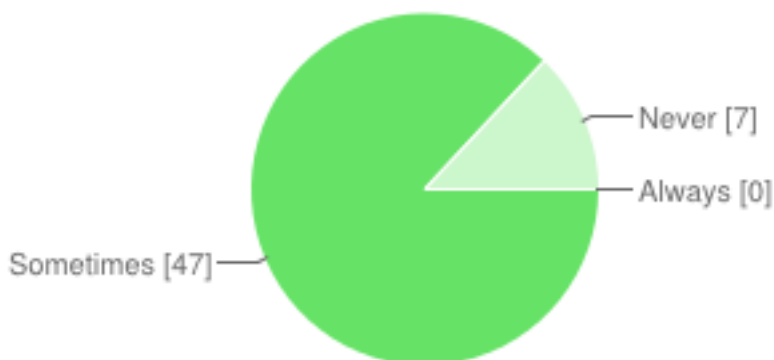
Yes	13	24%
No	33	61%
I do not know	6	11%

20. How often do you go to the town's library?



Once a week	5	9%
Once a month	15	28%
Once a year	9	17%
Never	25	46%

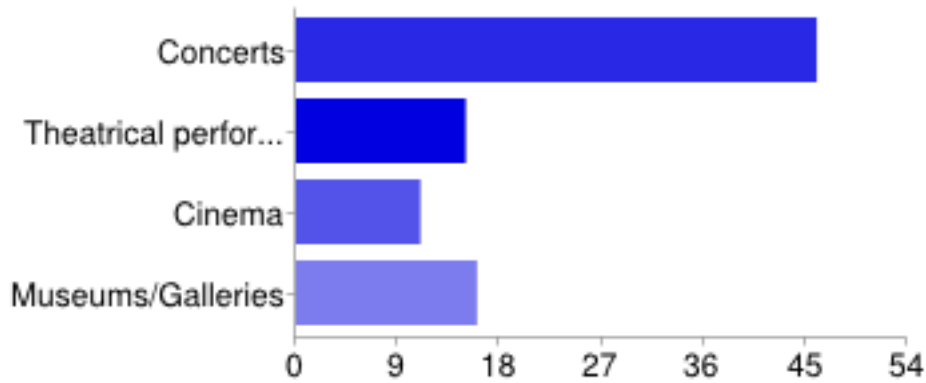
21. How often do you go to public national ceremonies in Turda?



Always	0	0%
--------	----------	----

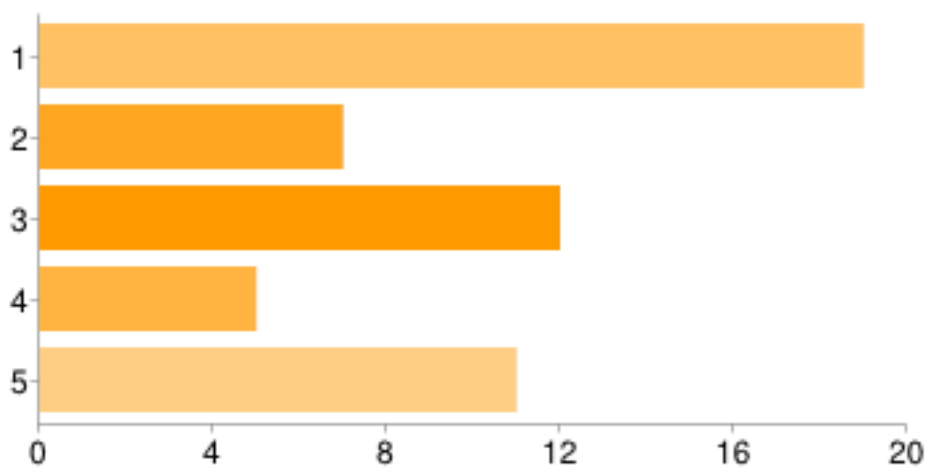
Sometimes	47	87%
Never	7	13%

22. What kind of cultural programmes do you participate in? (You can choose more than one)



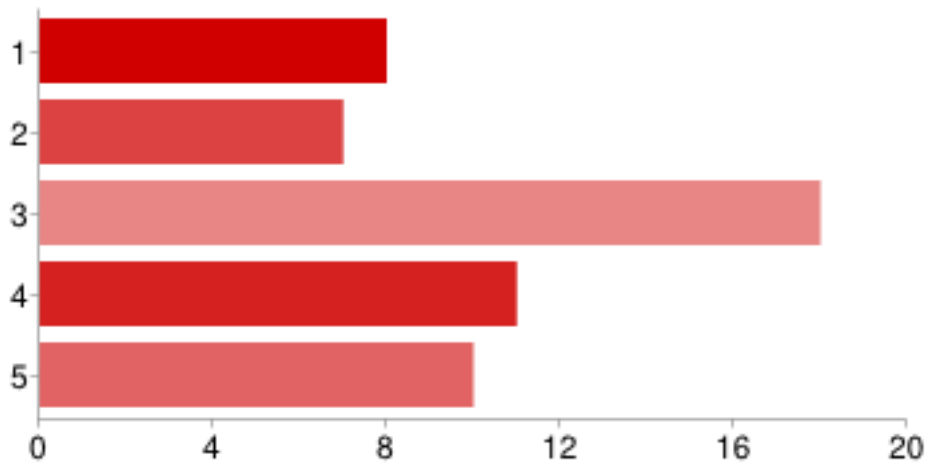
Concerts	46	92%
Theatrical performance	15	30%
Cinema	11	22%
Museums/Galleries	16	32%

23. Number the cultural fields of interest from 1 to 5 according to your preferences. (1-most interested, 5-less interested) - music/dancing



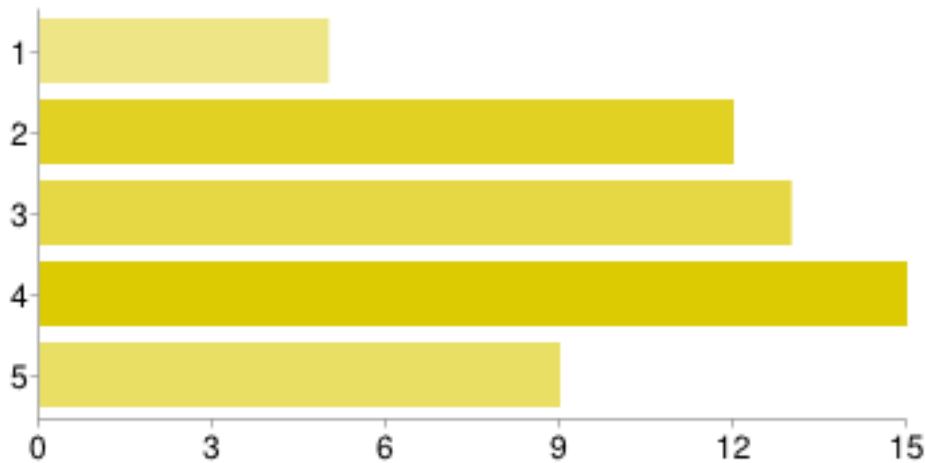
1	19	35%
2	7	13%
3	12	22%
4	5	9%
5	11	20%

24. Number the cultural fields of interest from 1 to 5 according to your preferences. (1-most interested, 5-less interested) - architecture / monuments / statues



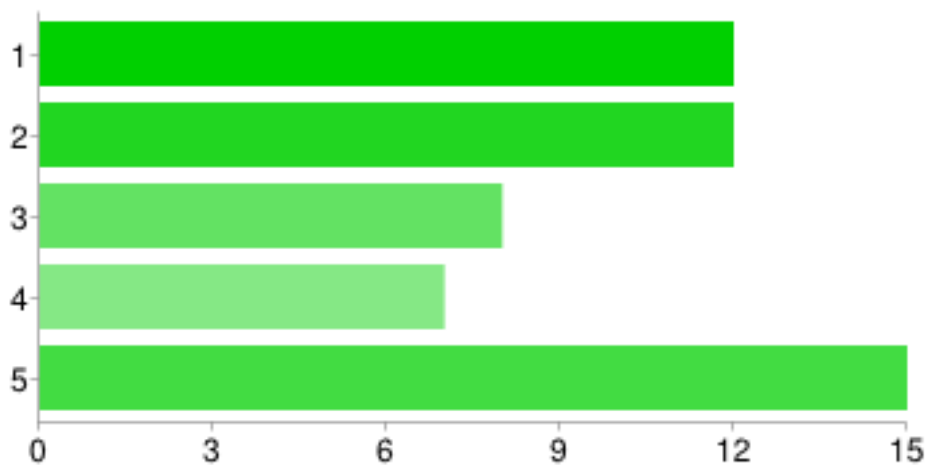
1	8	15%
2	7	13%
3	18	33%
4	11	20%
5	10	19%

25. Number the cultural fields of interest from 1 to 5 according to your preferences. (1-most interested, 5-less interested) - art / literature



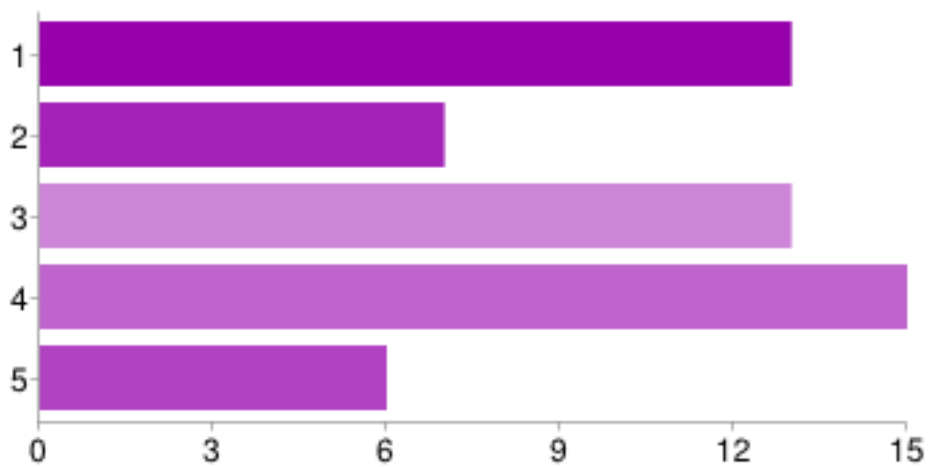
1	5	9%
2	12	22%
3	13	24%
4	15	28%
5	9	17%

26. Number the cultural fields of interest from 1 to 5 according to your preferences. (1-most interested, 5-less interested) - folk art (folkdance, costumes, pottery, etc.)



1	12	22%
2	12	22%
3	8	15%
4	7	13%
5	15	28%

27. Number the cultural fields of interest from 1 to 5 according to your preferences. (1-most interested, 5-less interested) - traditional food



1	13	24%
2	7	13%
3	13	24%
4	15	28%
5	6	11%